



Summer | 2022 | Digital

SIGAH Newsletter

Inside the Issue

Office Holders	2
Message from the Chair	3
Meet the SIGAH Member	4
Research in Progress: A decade of bibliometric research in the humanities	5
Activities / News – SIGAH Members	11



SIGAH Office Holders

Chair

Ann Graf

Simmons University, Boston

Chair-elect

Jeremy McLaughlin

University of Wisconsin-Madison

Webmaster

Arjun Sabharwal

The University of Toledo

Newsletter Editor

Muhammad Tariq

COMSATS University, Lahore,
Pakistan

**Social Media and
Communications**

OPEN

Treasurer

OPEN

Secretary

OPEN

Message from the CHAIR

Greetings from your SIG-AH chair!

Many of us in the northern hemisphere have entered the summer season, which may (or may not) give a reprieve from teaching, reference, or other duties. I hope you are able to enjoy this break if you are one of these lucky ones who benefits from a lull at this time of the year. While I don't teach this summer, I am busy preparing for my classes for fall and catching up on several writing projects, including a keynote address I have been invited to give to the Pakistan Librarian Welfare Organization's 2nd International Conference "Transformation of Knowledge Repository into Knowledge Economy" to be held September 15-16. I do manage to squeeze in a few local outings and time in nature to refresh my spirit.

At this time of year, the SIG is generally a bit quiet, but we are always planning for what will interest you, our members, in the coming year. The chair-elect, Jeremy McLaughlin, and I have been working on the SIG-AH annual report, due this month. We are discussing ideas for the use of our budget for 2022-23 and welcome your input. A logo redesign competition and student paper award are possibilities, as well as a number of possible webinars sponsored by the SIG or co-sponsored with other SIGs.

We would dearly love to hear from you with your biographical submissions, or simple updates on projects, publishing, conference participation, and invited talks. You can read about member Timothy Dickey in this issue of the newsletter. We are always looking for more of these short pieces, but also longer pieces on any topic that relates to the activities or the membership of SIG-AH. Does your library, archive, or institution have an interesting collection that you are working on? Have you employed any workflows where you work that might be of interest to others? Have you won an award or had work published that you'd like to share? These are just some suggestions for inclusion in our newsletter. If you have an idea, please don't hesitate to reach out to our newsletter editor, Dr. Muhammad Tariq at tariqnajmi@cuilahore.edu.pk. If you have questions or comments for any of us, please also reach out at any time.

Best to you all from your chair and officers of SIG-AH!


Ann Graf

SIGAH Chair - 2022

Meet the SIGAH Member

Timothy J. Dickey, PhD

Dr. Timothy Dickey is an Adult Services Librarian with the Columbus (OH) Metropolitan Library, and a library science instructor with the iSchool at Kent State University and San Jose State University. Much of his current work centers on libraries and under-served populations (2020 book *Library Dementia Services: How to Meet the Needs of the Alzheimer's Community*, and the 2022 ALA-RUSA Margaret E. Monroe Award for Library Adult Services), but he has also worked and published in data mining and user studies for the OCLC Office of Research, and in historical musicology and the history of the book (with prior teaching appointments at the University of Iowa, Cincinnati Conservatory, Ohio Wesleyan University, and the Ohio State University). His research assistant in the home office is a rescue pug.



Library Dementia Services: How to Meet the Needs of the Alzheimer's Community

Timothy J. Dickey

Columbus Metropolitan Libraries; Kent State University iSchool; San José State University iSchool, USA


Article from SIGAH Member

Research in Progress: A decade of bibliometrics research in the humanities

Jeremy L. McLaughlin
University of Wisconsin-Madison

The distinct nature of humanities disciplines and their place in the pantheon of academic research has been an important consideration for bibliometrics since early operationalizations of scientific disciplines into “hard” and “soft” disciplines by Price (1965, 1970) and the application of ISI’s citation indexing to the arts and humanities (Garfield, 1980). As a result, a number of euphemisms have been used to describe the relative position of the humanities within scientometrics and informetric and the potential for the application of bibliometric methods or evaluation indicators in the arts and humanities compared to the social sciences and STEM. Olmos-Peñuela, Benneworth and Castro-Martinez (2013) ask if STEM are from Mars and the social sciences and humanities are from Venus, while current practices relating to assessment of humanities research and the evaluation of disciplines are described as the “outlier,” the “weakest link” or the “Achilles’ heel” in bibliometrics and the “significant other” of the sciences plagued by “persistent problems” of “helplessness” that limit our ability to understand authorship, publishing, citation behavior, and impact in these disciplines (Doğan & Taşkın, 2020; Franssen & Wouters, 2019; Gläser & Oltersdorf, 2019; Gumpenberger et al., 2014; Linman, 2010).

To be sure, humanities bibliometrics was hampered for decades by limitations traditionally associated with the general nature of research and citation behavior in humanities disciplines as well as a lack of comprehensive data sources or tools that captured monographs, diverse forms of impact, and non-English language documents. There are several examples of research that has examined or reviewed the landscape of humanities bibliometrics studies in an attempt to understand and explain the application of different methods across time or the theoretical or methodological scope or bibliographical features of these publications. In a 2013 article in *JASIST*, Jordi Ardanuy explores the authorship, publishing

A decorative graphic in the top left corner consists of a large yellow circle, a smaller blue circle, and a smaller yellow circle, all overlapping. There are also several thin yellow lines radiating from the top left towards the center.

profile, and disciplinary focus of citation analysis research in 162 publications related to humanities citation analysis from 1951 to 2010. Ardanuy's results provide several important benchmarks for humanities-focused bibliometrics research: the initial growth in outputs in the 1970s and 1980s slowed in the 1990s but began to increase again between 2001 and 2010; low use of data from citation indexes like the *Arts & Humanities Citation Index*; 71% of studies reviewed were focused on a specific discipline; authorship from the United States and English-language publications in general were by far the most prevalent; 28.4% were co-authored; and, journal articles were by far the most represented document type.

Despite the traditional perspective related to the role of the humanities, and the decline in interest in the 1990s, since 2011 authors engaged in bibliometrics research in the humanities have called for the field to look beyond the myths of traditional perspectives (Hammarfelt, 2017) and to take advantage of internationalized data sources, new methods for non-journal document types, and new conceptualizations of research impact that focus on contextualized nuances of bibliographic data and its applicability to – and implications for – bibliometric studies and humanities research evaluation (Konkiel, 2018; Sigurðarson, 2020; Thelwell & Delgado, 2015).

Similar to Ardanuy's study, the goal of my current research project is to examine developments in humanities bibliometrics in the last decade (2011 through 2020) through analysis of the humanities-centric bibliometrics, citation analysis, and research evaluation publications during this period. Initial results from this analysis shows that the number of studies in the humanities has grown in relation to the overall bibliometrics literature, with authorship, national or institutional affiliation, disciplinary focus, publication language, and the use of data becoming much more diverse over the past decade. This is in part due to the overall growth of bibliometrics research, expanded availability and coverage of data sources and indexing of non-English language resources, and the importance of national assessment and evaluation programs across Europe. In addition to discussing findings related to data analysis of the corpus of research studies in humanities bibliometrics, an additional aspect of my

research focuses on four important trends in bibliometrics research that could have profound implications for humanities studies in the next decade: citation context analysis, alternative metrics, book data, and historical bibliometrics.

Count of Publication Year	Column Labels	Article	Proceedings Paper	Thesis or Dissertation	Book Chapter	Edited Volume	Monograph	Grand Total
2011		16	4	1				21
2012		16	2	1				19
2013		10	11	2				23
2014		15	4	1	4			24
2015		21	4	1				26
2016		14	10			1	1	26
2017		19	3			1		23
2018		19	3		1	1		24
2019		13	11	1				25
2020		18	1	1				20
Grand Total		161	53	8	6	2	1	231

While I am working on refining this research, my initial review of this data utilizes 231 documents across 6 document types, published between 2011 and 2020, with bibliographical metadata and additional coding being fully analyzed for 229 publications (two publications are edited volumes which are represented in the total outputs and document types but the details about each contributed chapter were not analyzed individually). The table above shows the distribution of each document type per year.

Three authors (T.C.E. Engels, B. Hammarfelt, and R. Guns) are the most prolific with a cumulative total of 44 authorship signatures between them. 25 researchers have authorship on between 3 and 5 publications, 36 researchers are authors on 2 publications and 245 researchers are authors on a single document. The top 18 authors, with four or more authorships, are shown in the table below.

Row Labels	Count of Authors
Engels, T.C. E.	18
Hammarfelt, B.	14
Guns, R.	12
Verleysen, F.T.	9
van Leeuwen, T.	8
Colavizza, G.	8
Ochsner, M.	7
Sivertsen, G.	7
Ossenblock, T. L. B.	7
Hug, S. E.	7
Zuccala, A.	7
Thelwall, M.	6
Galimberti, P.	5
Pölonen, J.	5
Daniel, H. D.	5
Eykens, J.	4
De Filippo, D.	4
Sile, L.	4

While the findings presented here are just the tip of the research in progress iceberg, and I look forward to sharing my complete findings soon, the analysis presented in this study reflects a decade of continuity and change in humanities bibliometrics. While bibliometrics research in the humanities remains relatively low compared to research on, or applied to, research evaluation, assessment, or impact in other disciplines, my analysis provides a hopeful outlook for the application of bibliometric methods in the humanities. This is especially true relating to the use of new sources of data and the potential for new methodologies based on alternative metrics and citation context analysis to be used by – and for – bibliometric studies and national research evaluation programs.

BIBLIOGRAPHY

Ardanuy, J. (2013). Sixty years of citation analysis studies in the humanities (1951–2010). *Journal of the American Society for Information Science and Technology*, 64(8), 1751-1755.

Dogan, G., & Taskin, Z. (2020). Humanities: The outlier of research assessments. *Information*, 11(11).

Franssen, T., & Wouters, P. (2019). Science and its significant other: Representing the humanities in bibliometric scholarship. *Journal of the Association for Information Science and Technology*, 70(10), 1124-1137.


Garfield, E. (1980). Is information retrieval in the arts and humanities Inherently different from that in science? The effect that ISI's citation index for the arts and humanities is expected to have on future scholarship. *The Library Quarterly*, 50(1). 40-57.

Gläser, J., & Oltersdorf, J. (2019). Persistent problems for a bibliometrics of social sciences and humanities and how to overcome them. Paper presented at the ISSI Conference, 2019. 1056-1067.

Gumpenberger, C., Sorz, J., Wieland, M., & Gorraiz, J. (2014). Humanities in the bibliometric spotlight-research output analysis at the university of vienna and considerations for increasing visibility. Paper presented at the STI Conference 2014. 216.

Hammarfelt, B. (2017). Four claims on research assessment and metric use in the humanities. *Bulletin of the Association for Information Science and Technology*, 43(5), 33-38.

Konkiel, S. (2018). Approaches to creating 'humane' research evaluation metrics for the humanities. *Insights*, 31



Linmans, A. (2010). Why with bibliometrics the humanities does not need to be the weakest link: Indicators for research evaluation based on citations, library holdings, and productivity measures. *Scientometrics*, 83(2), 337-354.

Olmos-Peñuela, J., Benneworth, P., & Castro-Martinez, E. (2014). Are 'STEM from mars and SSH from venus'? Challenging disciplinary stereotypes of research's social value. *Science and Public Policy*, 41(3), 384-400.

Price, D.J de Solla. (1965). Networks of scientific papers. *Science*, 149(3683). 510-515

Price, D.J. de Solla. (1970). Citation measures of hard science, soft science, technology, and non-science. In C. Nelson and D. Pollock (Eds.). *Communication amongst scientists and engineers*. Lexington: Health Lexington. 3-22.

Sigurðarson, E. S. (2020). Capacities, capabilities, and the societal impact of the humanities. *ResearchEvaluation*, 29(1), 71-76.

Thelwall, M., & Delgado, M. M. (2015). Arts and humanities research evaluation: No metrics please, just data. *Journal of Documentation*, 71(4), 817-833.

Activities / News – SHGAH Members

- Dr. Ann Graf has accepted the invitation for Keynote Speaker from Pakistan Librarian Welfare Organization (PLWO), Pakistan. She will share his thoughts with the conference participants joining from around the country. This conference will be held on September 15-16, 2022.
- In the month of June, the father of Dr. Ann Graf, SIGAH Chair has passed away. He died with peace. As we know through Ann's messages that he was a special person in Ann's life and he raised an amazing human being. Wishing the peace and comfort during this unimaginable time of Ann Graf.
- In the month of July, the elder brother of Muhammad Tariq has passed away. He was 70 years old and died with sudden heart attack. Deepest condolence to the family for their loss.

For feedback and suggestions:

Muhammad Tariq, PhD
tariqnajmi@cuilahore.edu.pk

Special Interest Group for Arts and Humanities (SIG AH)
Association for Information Science and Technology (ASIS&T)